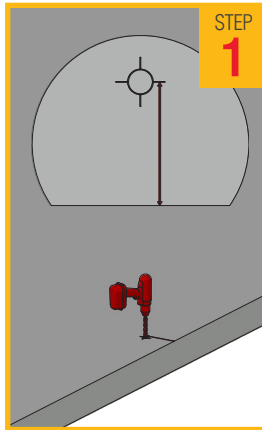
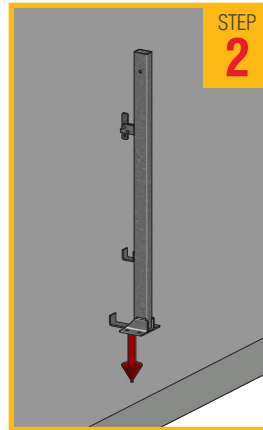


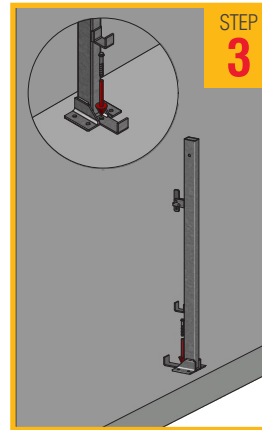
AS003/AS005 ACCURATE SAFETY PANEL & POST®



Drill 1no. ØM12mm/½" x 85mm/3½" deep hole 100mm/4" in from edge to accept a ØM12mm/½" x 75mm/3" Thunderbolt or equivalent to manufacturer's specification.



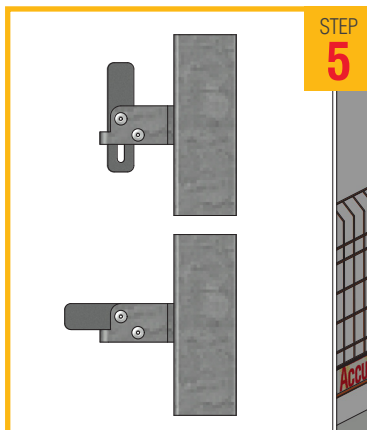
Place AS005 over hole.



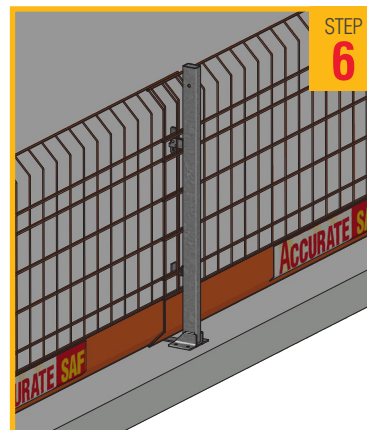
Screw 1no. ØM12mm /½" x 75mm/ 3 " Thunderbolt or equivalent into holes and ensure it is tight.



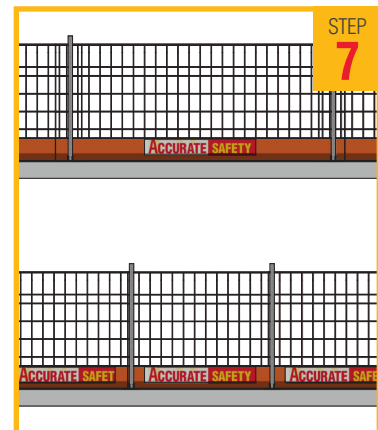
Place bottom of panel on to low hook.



Place top of panel over anti-luce fittings.



Close anti-luce fittings.



Maximum centres for 2.6m panel is 2.4m, maximum centres for 1.3 panel is 1.1m centres.

IMPORTANT – DISASSEMBLY PROCESS MUST FOLLOW THE INSTRUCTIONS IN REVERSE ORDER